

Практическое руководство по игре ладов

10 необходимых ладов

Мажорные лады

ионийский лидийский миксолидийский

#IV bVII

Detailed description: This block shows three major modes on a single staff. The Ionian mode is a natural scale. The Lydian mode has a sharp on the fourth degree (#IV). The Mixolydian mode has a flat on the seventh degree (bVII).

Минорные лады

эолийский дорийский фригийский

#VI bII

Detailed description: This block shows three minor modes on a single staff. The Aeolian mode is a natural minor scale. The Dorian mode has a sharp on the sixth degree (#VI). The Phrygian mode has a flat on the second degree (bII).

Минорные лады - остальные

локрийский

bII bV

Detailed description: This block shows the Locrian mode on a single staff, characterized by a flat on the second degree (bII) and a flat on the fifth degree (bV).

Доминантовые лады

миксолидийский лидийский доминант лидийский доминант уменьшенный


#4 b9 #9 #11 b13 b9 #9 #11

Detailed description: This block shows four dominant modes on a single staff. The Mixolydian mode has a flat on the seventh degree. The first Lydian dominant mode has a sharp on the fourth degree (#4). The second Lydian dominant mode has a flat on the ninth (b9), a sharp on the ninth (#9), a sharp on the eleventh (#11), and a flat on the thirteenth (b13). The Diminished mode has a flat on the ninth (b9), a sharp on the ninth (#9), and a sharp on the eleventh (#11).

2 Упражнения на практику ладов - на примере До миксолидийского лада


Упражнение 1

1



I II III IV

5




V VI bVII I

Detailed description: Exercise 1 is a melodic exercise in 4/4 time, starting on a treble clef. It consists of two lines of four measures each. The first line contains measures 1-4 with Roman numerals I, II, III, and IV. The second line contains measures 5-8 with Roman numerals V, VI, bVII, and I. The notes are: M1: C4, D4, E4, F4; M2: G4, A4, B4, C5; M3: B4, A4, G4, F4; M4: E4, D4, C4, B3. M5: C4, D4, E4, F4; M6: G4, A4, B4, C5; M7: B4, A4, G4, F4; M8: E4, D4, C4, B3.


Упражнение 2

1



I bVII VI V

5



IV III II I

Detailed description: Exercise 2 is a melodic exercise in 4/4 time, starting on a treble clef. It consists of two lines of four measures each. The first line contains measures 1-4 with Roman numerals I, bVII, VI, and V. The second line contains measures 5-8 with Roman numerals IV, III, II, and I. The notes are: M1: C4, D4, E4, F4; M2: G4, A4, B4, C5; M3: B4, A4, G4, F4; M4: E4, D4, C4, B3. M5: C4, D4, E4, F4; M6: G4, A4, B4, C5; M7: B4, A4, G4, F4; M8: E4, D4, C4, B3.

Упражнение 3

1



5



9



Detailed description: Exercise 3 is a melodic exercise in 4/4 time, starting on a treble clef. It consists of three lines of four measures each. The first line contains measures 1-4, the second line contains measures 5-8, and the third line contains measures 9-12. The notes are: M1: C4, D4, E4, F4; M2: G4, A4, B4, C5; M3: B4, A4, G4, F4; M4: E4, D4, C4, B3. M5: C4, D4, E4, F4; M6: G4, A4, B4, C5; M7: B4, A4, G4, F4; M8: E4, D4, C4, B3. M9: C4, D4, E4, F4; M10: G4, A4, B4, C5; M11: B4, A4, G4, F4; M12: E4, D4, C4, B3.